


# PIGGY-BACKING or BACK-LOADING

*"When me and my friends got together to get high, we used to back-load. I was always the one splitting the dope and I never thought about making sure the rig I used was clean. After I tested HIV positive, I looked back and realized this was not only bad for me, but also for my friends."*

— Champale

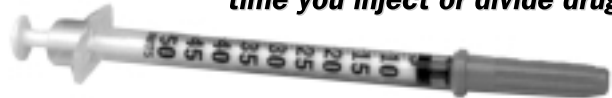
Piggy-backing or back-loading to divide drugs can be risky.



**DO** make sure that all syringes are brand new or properly bleached.

**DO NOT** use any dirty works for back-loading.

**Always use a BRAND NEW SYRINGE every time you inject or divide drugs!**



## NEEDLE EXCHANGE - 7 DAYS A WEEK!

LOCATION	MON	TUE	WED	THUR	FRI	SAT	SUN
<b>DOWNTOWN</b> 1511 2nd Avenue (between Pike & Pine)	1PM to 5:30PM	1PM to 5:30PM	1PM to 5:30PM	1PM to 5:30PM	1PM to 5:30PM	2PM to 4PM	
<b>WHITE CENTER</b> Van at SW 100th & 14th SW		6:30PM to 8:30PM		6:30PM to 8:30PM			
<b>SOUTH PARK</b> Van at Orr Street & 14th Avenue Bridge			6:30PM to 8:30PM				
<b>RAINIER VALLEY</b> Van on S. Forest St. one block southwest of Rainier and McClellan behind auto parts store	9:30AM to 11:30AM				9:30AM to 11:30AM		
<b>CAPITOL HILL</b> Van on 10th Avenue between Madison & Union	5:30PM to 8PM				5:30PM to 8PM		
<b>OFF BROADWAY SOS/Stonewall</b> 903 East Republican just East of Broadway		6:30PM to 9PM	6:30PM to 9PM	6:30PM to 9PM		6:30PM to 9PM	6:30PM to 9PM
<b>SOS (U-DISTRICT)</b> Table in alley behind Post Office at NE 43rd & U Way NE	5PM to 7PM		5PM to 7PM		1PM to 5PM	1PM to 5PM	1PM to 5PM

REVISED 7/99



The safest choice is to use a *brand new syringe* every time you inject or divide drugs. If you don't have a brand new syringe, bleaching can lower your risk for HIV.

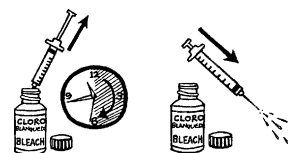
But only if you do it the right way.

### HOW TO BLEACH YOUR WORKS IN THREE EASY STEPS:

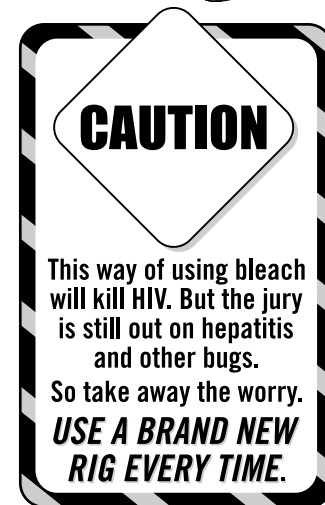
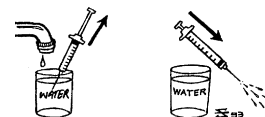
- 1 Fill the syringe with water. Tap it with your finger to loosen blood drops. Shake the syringe. Shoot out the bloody water. Repeat these steps til you can't see any blood.



- 2 Fill the syringe with bleach. Make sure the bleach touches the inside of the syringe for at least 30 seconds. Shoot it out.



- 3 Rinse out the bleach with NEW CLEAN water. Shoot it out.



! POTS



Sharing works is the same as sharing blood. This happens when you share rigs with someone else. It also happens when you share other drug-using tools that are tainted with blood.



ARE ALL MY WORKS CLEAN?



TOO MANY DIRECTIONS?? TOO HARD TO FOLLOW??

Take the **EASY STREET!**  
Visit the Needle Exchange – Get all the clean works you need!

**NEVER SHARE** cookers, cottons, water or water bottles with anybody!



## WATER

"I thought I was doing good 'cuz I bleached my rigs every time I had to share or re-use 'em. Then it hit me one day. My rinse water looked like it had blood in it. I thought, holy shit, how can that be? I realized I'd been rinsing my rig with the same [bloody] fucking water all this time."

– Anonymous

Once you dip a used point into water, both the water and its container are "dirty." Don't re-use this water for **ANYTHING**. Re-using dirty water can spread HIV, hepatitis B, hepatitis C and other diseases.

Always use **FRESH CLEAN** water

- to **MIX** drugs...
- to **RINSE** your outfit and other tools **BEFORE** bleaching...
- to **RINSE** your outfit and other tools **AFTER** bleaching.

To be safe, keep a separate water bottle for each task. Mark each bottle and lid so you don't mix them up. Don't share your water with anybody. If you do mess up, dump the water out and rinse both the bottle and the lid with bleach. Or, better yet, get a new container.



## Helpful DOs and DON'Ts for water safety:

**DO** "rinse and dump." Throw away any and all dirty water. Don't keep it around. If you always dump after you rinse, there will be no way to mix dirty water into your works.

**DO** keep your water to yourself.

**DO** use three separate water containers – one for each task that needs water.

**DO NOT** re-use spoons, cookers, water bottles or other containers that have had any contact with used water. If you must re-use any of these items, rinse them with water, then bleach, then rinse again with fresh, clean water. If you don't have bleach, you can wash them in **HOT** soapy water.



## MIXING & DRAWING UP DANGERS

"If I'm cookin' up and drawin' up a hit, I use my syringe for my draw, and he'll use his syringe for his draw. Now I get that this is

bad because his outfit could leave blood in my cooker. Until last month, I never used to wash my cooker out. I just became aware of this. Stupid, but it happens..."

– Robert

Mixing and drawing up dope involves using everything in your drug kit. This includes spoons, cookers, cottons, syringes and water. Since you are using everything in your kit, you need to be careful that each item is clean and is not contaminated by dirty water, cottons, or syringes. To be safe:

**DO** mix your dope with clean water. Do not mix dope with rinse water or any other water that has already been used.

**DO** mix your dope with a plunger from a brand new sterile syringe.

**DO** use a clean cooker and a fresh cotton.

**DO** use three separate water containers – one for each task that needs water.

**DO NOT** use a spoon that has been touched by a used, non-bleached point, plunger, dirty cotton or dirty water.

**DO NOT** use someone else's used cotton.

